



Accessibility Guide



Safety Information

Introduction

Six Flags Qiddiya City is committed to providing a safe and enjoyable experience for all guests. This section covers general ride safety guidelines and additional theme park information that everyone must adhere to.

1. Ride safety

Before riding, please carefully read and understand the health and safety requirements displayed on ride restrictions boards at the entrance of each ride. These requirements can vary between rides and are designed to ensure the safety of all guests. During the ride, it is crucial to always face forward and always keep hands and feet inside the ride vehicle. You must remain seated until the ride has come to a complete stop. Do not exit the ride until you have received instructions from ride attendants. Adhering to these guidelines helps maintain a safe and enjoyable experience for everyone.

2. Safety restraint system

Please ensure that your safety restraints, including lap bars, shoulder harnesses, and seat belts, are securely fastened before the ride begins. Those who cannot be securely fastened in the safety restraints, will not be permitted to ride.

3. Unsecured items

To ensure safety, please secure all personal belongings, such as phones, cameras, umbrellas, and keys, as these items are prohibited on most rides. Additionally, any items that could potentially extend beyond the ride vehicle, such as long hair or loose clothing, should be properly secured. It is recommended to secure valuable items in a locker. Six Flags Qiddiya City is not responsible for lost or stolen items. Please avoid leaving personal belongings unattended for extended periods.

4. Park policies

Theme park terms and conditions are displayed at the entrance of each ride and attraction. All theme park terms and conditions must be followed at all times to ensure a safe and enjoyable experience for everyone. Please refrain from using abusive language, cutting in lines, or engaging in any other inappropriate behavior.

Such conduct may result in immediate removal from the theme park without a refund. For the safety of everyone at the theme park, it is crucial to follow all instructions provided by Six Flags Qiddiya City ride operators and adhere to all safety guidelines.

Theme park information

Introduction

This accessibility guide provides specific information tailored to the needs of people with disabilities. Accessibility features and accommodations are available at each ride and attraction, including information on any physical requirements for participation. While staff are committed to providing exceptional service, they are not trained to provide physical assistance such as lifting or carrying. It is recommended to bring a companion who can offer any necessary physical support to ensure a safe and enjoyable experience.

1. Parking and transportation

- Several accessible parking spaces are available within the main parking lot, allocated on a first-come, first-served basis. Upon arrival at the parking entrance, you will be directed to the designated accessible parking area.
- A valid disabled parking card or license plate must be clearly displayed and visible at all times while parked in a designated accessible space.
- If the accessible parking area is full upon arrival, members of your party can be dropped off at the main pick-up/drop-off area.

2. Theme park tickets

- People with disabilities are eligible for discounted tickets upon presenting valid disability documentation and identification, confirming their name and their disability.
- Additionally, people with disabilities may bring a disability support companion to assist them during their time at the theme park. Disability support companions are eligible for discounted Companion — People with Disabilities tickets, available at the ticketing counter upon presenting valid disability documentation. These tickets must be linked to a People with Disabilities ticket.

3. Bag check

Screening and bag checks are required for entry into the theme park, in accordance with the theme park's terms and conditions.

4. Entry turnstiles

Entry to the theme park is through the dedicated entry turnstiles. All turnstiles are the standard size to accommodate wheelchairs, ECVs and strollers. There may be dedicated turnstiles specifically for wheelchair and ECV users to enter the theme park. Staff at the turnstiles are trained to identify those who might require assistance. They can offer a helping hand to those using mobility devices or needing extra time to scan tickets.

5. Guest Services

The Guest Services team is available to provide assistance to people with disabilities, including dedicated counters specially designed for people using wheelchairs.

6. Lockers

Lockers are available to rent at Six Flags Qiddiya City. There are two different locker sizes available, including accessible lockers with lower placement for easy use. Lockers are available on a first-come, first-served basis.

7. First aid

First Aid facilities are staffed by a team of registered nurses and paramedics, equipped to handle a variety of minor medical emergencies and provide immediate care until further medical attention is available, if necessary. The facility can also be used as a quiet space for individuals with sensory sensitivities.

8. Baby Care Center

Located in Citadel, the Baby Care Center is designed for families and includes baby-changing facilities, a toilet, and a quiet, private room for nursing.

- A staff member will be available at the Baby Care Centre to provide assistance. Staff members are not responsible for looking after children.

9. Restroom

Restrooms within Six Flags Qiddiya City feature accessible facilities for people using wheelchairs. These facilities include:

- **Grab Bars:** Strategically placed grab bars adjacent to toilets and sinks offer additional support and stability for people with mobility limitations.
- **Lowered Sinks:** Sinks positioned at a lower height ensure ease of use for people who require them.
- **Wider Doorways:** Wider doorways provide ample space for wheelchairs and other assistive devices to enter and exit restrooms comfortably.

Zone Code	Location	Washroom type	Male Washroom	Female Washroom
Valley of Fortune	Indian Spice Café	Main	✓	✓
	Valley Canteen	Main	✓	✓
Grand Exposition	Fish & Chippery	Main	✓	✓
	Taste of Asia	Main	✓	✓
City of Thrills	Primo's Pizzeria	Main	✓	✓
Citadel	Main entrance	Main	✓	✓
	Ticket counters	Main	✓	✓
	Baby Care Center	Main	✓	✓
	First aid clinic	Main	✓	✓
	Navigator's Restaurant	Main	✓	✓
	Snack Time	Main	✓	✓
Discovery Spring	Waha Café	Main	✓	✓
Steam Town	Firepit BBQ	Main	✓	✓
	Gearworks Eatery	Main	✓	✓
Twilight Garden	Chicken & Sweets	Main	✓	✓
	Twilight Café	Main	✓	✓

10. Prayer rooms

Accessible prayer rooms are available and equipped with necessary amenities to accommodate people with disabilities. These rooms are designed to offer a peaceful and private space for prayer. Prayer rooms are located throughout the theme park, please refer to the theme park map.

11. Smoking areas

Smoking (including e-cigarettes) is prohibited except in designated smoking areas.

12. Rental Services

Wheelchairs

Wheelchairs are available to rent on a first-come, first-served basis at Rental Services located in Citadel upon arrival. A daily rental fee applies, along with a refundable deposit collected at the beginning of the wheelchair rental. The deposit will be returned when the wheelchair is brought back in good condition at the end of your visit. You are welcome to bring your own wheelchair into the theme park.

Strollers

Strollers are available to rent on a first-come, first-served basis at Rental Services located in Citadel upon arrival. A daily rental fee applies, along with a refundable deposit collected at the beginning of the stroller rental. The deposit will be returned when the stroller is brought back in good condition at the end of your visit. You are welcome to bring your own stroller into the theme park.

Electric Convenience Vehicles (ECV)

- Electric convenience vehicles are available for rent on a first-come, first-served basis at the Rental Services Citadel upon arrival. A daily rental fee applies, along with a refundable deposit collected at the beginning of the ECV rental. The deposit will be returned when the ECV is brought back in good condition at the end of your visit. You are welcome to bring your own ECV into the theme park.
- ECV's must be operated at a safe speed, equivalent to or slower than the pace of surrounding pedestrians.
- When left unattended, powered mobility devices must be powered down and the keys must be removed.

13. Restaurant and dietary

A variety of dining options are available at selected restaurants including gluten free, vegan, vegetarian, and allergen free. Please inform the restaurant staff of any allergies when ordering. Please speak to Food & Beverage or Guest Services team for more information.

14. Retail stores

All retail outlets are wheelchair accessible. For assistance, please speak to team members in the retail store.

15. Wheelchair user

All ride queues are wheelchair accessible. Three rides are accessible to those remaining in a wheelchair: Amirat Al Buhayra (Twilight Gardens), Arabian Carousel (Grand Exposition), and Skywatch (Valley of Fortune).

16. Special events

- Loud noises and bright flashes of light will occur during the fireworks display. Disposable ear plugs are available at Guest Services.
- Entertainment shows may include special effects such as lasers, strobe light, fog, bubbles, and CO2 blast. If the show contains special effects, pre-show warnings will be announced as required.
- Please visit Guest Services for further information about show details.

Ride Access Pass Program

Introduction

The Ride Access Pass (RAP) program is designed to assist people with physical disabilities or medical conditions that make it difficult to wait or stand in line for extended periods. Its purpose is to ensure an inclusive experience for all at Six Flags Qiddiya City. People with disabilities can obtain a Ride Access Pass by presenting valid documentation and photo identification online in advance or at Guest Services in the theme park. The Ride Access Pass grants access to rides through designated entrances.

1. Eligibility criteria

- People with disabilities who wish to use a Ride Access Pass (RAP) must meet certain eligibility criteria to ensure their safety and the safety of others.
- To begin the registration process and facilitate proper accommodations, applicants must provide valid disability documentation or identification, along with details of their accessibility needs.

- Guest Services will review each application on a case-by-case basis. Please note that submitting a request through the theme park website does not guarantee approval of a Ride Access Pass.

2. Guest responsibility

Ride Access Pass (RAP) terms and conditions:

- Pass holders are responsible for their Ride Access Pass
- Ride Access Pass will not be reissued if lost
- Pass holders must keep their Ride Access Pass on them at all times
- Pass holders are expected to behave responsibly and respectfully throughout their visit. Disruptive behavior will not be tolerated. Six Flags Qiddiya City reserves the right to refuse admission, deny future entry, or remove any individual without refund or compensation.
- Before accessing any ride, pass holders must follow all specific rules and regulations of the ride.
- Pass holders must follow theme park Terms and Conditions

3. Ride Access Pass registration

You can register for a Ride Access Pass:

- Providing contact information
- Providing disability documentation
- Providing mobility information
- Providing photo identification
- Reading information about Ride Access Pass program
- Signing a Ride Access Pass program acknowledgment and declaration form
- Once a request has been submitted, Guest Services will review the information and respond via email. Additional information may be requested to complete the registration. If approved, Guest Services will provide instructions on where and how to collect your Ride Access Pass.

4. Ride Access Pass collection

When you collect your Ride Access Pass from Guest Services, you will receive:

- Your Ride Access Pass
- Instructions on how to use the Ride Access Pass, including the 30 minute return wait time policy
- Directions for accessing the rides and attractions via the GoFast Pass lane. Please note: Ride Access Pass is not a GoFast Pass product; the lane is for accessibility purposes only
- Information on accompanying riders — up to three additional people may ride with the Ride Access Pass holder

Attractions Restriction Information

Introduction

Ride restriction boards are located at the entrance of each ride and attraction. These boards provide essential information about the ride or attraction, including features, important guidelines, and restrictions. This information is intended to set clear expectations about the ride experience and help individuals determine if the ride is suitable for them.

1. Attractions information symbol descriptions

Ride warning signs are displayed on the ride restriction boards, located at the entrance of each ride or attraction. These signs indicate which rides and attractions are suitable based on individual abilities.



Heart Conditions



Back or neck problems



Pregnancy



Vertigo or fear of heights



High blood pressure



Recently undergone surgery



People with prosthetics, see prosthetics guide below



Arm or leg casts



Under the influence of alcohol or drugs



Prone to dizziness

- | | | | | |
|---|---|---|---|---|
|  |  |  |  |  |
| People with disabilities | No smoking | No eating, drinking, or chewing gum | No mobile phones, cameras, or video recording equipment | No personal possessions or loose items to be taken on this ride |
|  |  |  |  |  |
| Empty pockets of all loose items | Secure all loose clothing including headwear | Secure long hair | Keep head back against headrest | Hold on and brace at all times |
|  |  |  |  |  |
| Footwear must be worn at all times | No high heel shoes permitted | Remove large earrings and sharp edged jewelry | Follow ride attendant instructions at all times | Keep seatbelt fastened at all times |
|  |  |  |  |  |
| Keep hands, arms, and legs inside at all times | Do not extend legs | Secure all loose clothing | Remain seated at all times | Do not stand up during the ride |
|  |  |  |  |  |
| Do not rock the boat | Do not lean forward | No selfie sticks | No head-on bumping | Keep seatbelt fastened |

2. Queue line access

People with disabilities who wish to enjoy the rides and attractions must be accompanied by a carer or companion on all rides. The ride attendant at the ride entrance will check for eligibility and load riders on to the rides. All wheelchairs and ECV users can use the standard queue line to access the ride. Ride Access Pass holders must use GoFast Pass lane.

3. Cameras

For safety reasons, cameras and other recording devices are not permitted on rides or attractions.

4. General ride and attraction rules

Ride and attraction rules for people with certain disabilities and medical conditions. Please review these requirements before participating.

- Individuals who does not have full control of upper body functions are unable to ride
- Individuals with arm or leg casts are unable to ride
- Individuals with a cervical collar or neck brace are unable to ride
- Riders must be able to transfer from a wheelchair to the ride vehicle seat
- Riders must have the ability to sit upright without the aid of other people or devices
- Riders must be able to maintain proper riding posture for the entire ride cycle
- Riders must be properly secured by the safety restraints as designed
- Riders must be able to enter and exit the ride without endangering themselves or others, and to assist in their own evacuation if necessary
- Riders must have sufficient awareness to understand the consequences of actions that may cause injury to themselves or others
- All riders must be able to ride safely and be safely unloaded in an emergency



Rides & Attractions

Falcons Flight accessibility



Land
City of Thrills



Ride type
Thrill



Thrill level
Extreme

About the ride

Falcons Flight is an extremely intense roller-coaster experience, reaching speeds of 250km/h with multiple launches, sudden drops, twists, and turns.



Height requirement
130-196 cm



Weight requirement
Max 320 kg per vehicle



Adult companion
N/A



Age restriction
N/A

Accessibility Information

Explore accessibility details, including safety guidelines and accommodations, for a safe and inclusive experience.

1. Health

This ride is unsuitable if you have any of the following conditions



Heart Conditions



Back or neck problems



Pregnancy



Vertigo or fear of heights



High blood pressure



Recently undergone surgery



People with prosthetics, see prosthetics guide below



Arm or leg casts



Under the influence of alcohol or drugs

2. Rules

Please observe the following rules:



No smoking



No eating, drinking, or chewing gum



No mobile phones, cameras, or video recording equipment



No personal possessions or loose items to be taken on this ride



Empty pockets of all loose items



Secure all loose clothing including headwear



Secure long hair



Keep head back against headrest



Hold on and brace at all times



Footwear must be worn at all times



No high heel shoes permitted



Remove large earrings and sharp edged jewelry



Follow ride attendant instructions at all times

Please note:

You will pass through a metal detector and be checked for loose items prior to boarding

3. Attraction access for people with disabilities

People with disabilities who wish to ride Falcons Flight can access the ride via GoFast Pass lane. The ride attendant at the entrance will assist with loading instructions and check for other eligibility.

People with disabilities must be accompanied by a companion on all rides and attractions.

4. People with disabilities

People with disabilities must be able to transfer from a wheelchair to the ride vehicle. A companion is required to accompany people with disabilities.

5. Amputations

Instructions for people with amputations

One hand or arm amputated below the elbow	Not able to ride
Two hands or arms amputated below the elbow	Not able to ride
One arm amputated above the elbow	Not able to ride
Two arms amputated above the elbow	Not able to ride
One foot or leg amputated below the knee	Not able to ride
Two feet or legs amputated below the knee	Not able to ride
One leg amputated above the knee	Not able to ride
Two legs amputated above the knee	Not able to ride

6. Prosthesis

Instructions for people with prosthetics

One prosthetic hand	Not able to ride
Two prosthetic hands	Not able to ride
One prosthetic arm	Not able to ride
Two prosthetic arms	Not able to ride
One prosthetic foot	Not able to ride
Two prosthetic feet	Not able to ride
One prosthetic leg	Not able to ride
Two prosthetic legs	Not able to ride

7. Other

Instructions for people with disabilities including vision or hearing impairments

Hearing impairment – partially deaf	Able to ride
Hearing impairment – fully deaf	Not able to ride
Vision impairments – partially sighted	Able to ride
Vision impairments – blind	Not able to ride

8. Evacuation procedure for people with disabilities

- Must be able to walk unaided for short periods due to complex evacuation procedures
- Must be able to transfer from wheelchair to ride vehicle
- People with limited mobility are unable to ride due to complex evacuation procedures
- There are 28 stair steps at the GoFast Pass entrance

i Rider responsibility

There are inherent risks in the participation in any amusement ride or attraction. Riders have a duty to exercise good judgement and act in a responsible manner while participating on the ride or attraction and must obey all oral and written warnings.

Sirocco Tower accessibility



Land
City of Thrills



Ride type
Thrill



Thrill level
Extreme

About the ride

Sirocco Tower is a high-speed shot and drop tower ride. You will experience sudden launches and drops of up to 145 meters!



Height requirement
130-205 cm



Weight requirement
Max 135 kg per person



Adult companion
N/A



Age restriction
N/A

Riders must be secured by the restraint system — lap pad touching and shoulder bar at least at the minimum closed position. Riders of extreme size who cannot be safely restrained are not permitted to ride.

Accessibility Information

Explore accessibility details, including safety guidelines and accommodations, for a safe and inclusive experience.

1. Health

This ride is unsuitable if you have any of the following conditions



Heart Conditions



Back or neck problems



Pregnancy



Vertigo or fear of heights



High blood pressure



Recently undergone surgery



People with prosthetics, see prosthetics guide below



Arm or leg casts



Under the influence of alcohol or drugs

2. Rules

Please observe the following rules:



No smoking



No eating, drinking, or chewing gum



No mobile phones, cameras, or video recording equipment



No personal possessions or loose items to be taken on this ride



Empty pockets of all loose items



Secure all loose clothing including headwear



Secure long hair



Keep head back against headrest



Hold on and brace at all times



Footwear must be worn at all times



No high heel shoes permitted



Keep seatbelt fastened at all times



Remove large earrings and sharp edged jewelry



Follow ride attendant instructions at all times

3. Attraction access for people with disabilities

People with disabilities who wish to ride Sirocco Tower can access the ride via GoFast Pass lane. The ride attendant at the entrance will assist with loading instructions and check for other eligibility.

People with disabilities must be accompanied by a companion on all rides and attractions.

4. People with disabilities

People with disabilities must be able to transfer from a wheelchair to the ride vehicle. A companion is required to accompany people with disabilities.

5. Amputations

Instructions for people with amputations

One hand or arm amputated below the elbow	Not able to ride
Two hands or arms amputated below the elbow	Not able to ride

One arm amputated above the elbow	Not able to ride
Two arms amputated above the elbow	Not able to ride
One foot or leg amputated below the knee	Not able to ride
Two feet or legs amputated below the knee	Not able to ride
One leg amputated above the knee	Not able to ride
Two legs amputated above the knee	Not able to ride

6. Prosthesis

Instructions for people with prosthetics

One prosthetic hand	Not able to ride
Two prosthetic hands	Not able to ride
One prosthetic arm	Not able to ride
Two prosthetic arms	Not able to ride
One prosthetic foot	Not able to ride
Two prosthetic feet	Not able to ride
One prosthetic leg	Not able to ride
Two prosthetic legs	Not able to ride

7. Other

Instructions for people with disabilities including vision or hearing impairments

Hearing impairment – partially deaf	Able to ride
Hearing impairment – fully deaf	Not able to ride
Vision impairments – partially sighted	Able to ride
Vision impairments – blind	Not able to ride

8. Evacuation procedure for people with disabilities

- Must be able to walk unaided for short periods due to complex evacuation procedures
- Must be able to transfer from wheelchair to ride vehicle
- People with limited mobility are unable to ride due to complex evacuation procedures

i Rider responsibility

There are inherent risks in the participation in any amusement ride or attraction. Riders have a duty to exercise good judgement and act in a responsible manner while participating on the ride or attraction and must obey all oral and written warnings.

Adrena-Line accessibility



Land
City of Thrills



Ride type
Family



Thrill level
Mild

About the ride

Adrena-Line is a suspended roller coaster experience featuring moderate speeds, drops, twists, and turns.



Height requirement
105-205 cm



Weight requirement
N/A



Adult companion
Required if below 130 cm



Age restriction
Recommended minimum age: 4 years with adult companion, 8 years unaccompanied

Accessibility Information

Explore accessibility details, including safety guidelines and accommodations, for a safe and inclusive experience.

1. Health

This ride is unsuitable if you have any of the following conditions



Heart Conditions



Back or neck problems



Pregnancy



Vertigo or fear of heights



High blood pressure



Recently undergone surgery



People with prosthetics, see prosthetics guide below



Arm or leg casts



Under the influence of alcohol or drugs

2. Rules

Please observe the following rules:



No smoking



No eating, drinking, or chewing gum



No mobile phones, cameras, or video recording equipment



No personal possessions or loose items to be taken on this ride



Empty pockets of all loose items



Secure all loose clothing including headwear



Secure long hair



Do not extend legs



Keep head back against headrest



Hold on and brace at all times



No high heel shoes permitted



Follow ride attendant instructions at all times

3. Attraction access for people with disabilities

People with disabilities who wish to ride Adrena-Line can access the ride via GoFast Pass lane. The ride attendant at the entrance will assist with loading instructions and check for other eligibility.

People with disabilities must be accompanied by a companion on all rides and attractions.

4. People with disabilities

People with disabilities must be able to transfer from a wheelchair to the ride vehicle. A companion is required to accompany people with disabilities.

5. Amputations

Instructions for people with amputations

One hand or arm amputated below the elbow	Not able to ride
Two hands or arms amputated below the elbow	Not able to ride

One arm amputated above the elbow	Not able to ride
Two arms amputated above the elbow	Not able to ride
One foot or leg amputated below the knee	Not able to ride
Two feet or legs amputated below the knee	Not able to ride
One leg amputated above the knee	Not able to ride
Two legs amputated above the knee	Not able to ride

6. Prosthesis

Instructions for people with prosthetics

One prosthetic hand	Not able to ride
Two prosthetic hands	Not able to ride
One prosthetic arm	Not able to ride
Two prosthetic arms	Not able to ride
One prosthetic foot	Not able to ride
Two prosthetic feet	Not able to ride
One prosthetic leg	Not able to ride
Two prosthetic legs	Not able to ride

7. Other

Instructions for people with disabilities including vision or hearing impairments

Hearing impairment – partially deaf	Able to ride
Hearing impairment – fully deaf	Not able to ride
Vision impairments – partially sighted	Able to ride
Vision impairments – blind	Not able to ride

8. Evacuation procedure for people with disabilities

- Must be able to walk unaided for short periods due to complex evacuation procedures
- Must be able to transfer from wheelchair to ride vehicle
- There are 89 stair steps during evacuation

i Rider responsibility

There are inherent risks in the participation in any amusement ride or attraction. Riders have a duty to exercise good judgement and act in a responsible manner while participating on the ride or attraction and must obey all oral and written warnings.

Windrider accessibility



Land
City of Thrills



Ride type
Family



Thrill level
Mild

About the ride

Windrider is an interactive rotating ride experience. By pushing and pulling on the sail bar, riders can catch the wind to ascend and descend just like a real hang-glider.



Height requirement
Min 105 cm



Weight requirement
Max 136 kg per person



Adult companion
Required if below 130 cm



Age restriction
N/A

Accessibility Information

Explore accessibility details, including safety guidelines and accommodations, for a safe and inclusive experience.

1. Health

This ride is unsuitable if you have any of the following conditions



Heart Conditions



Back or neck problems



Pregnancy



Vertigo or fear of heights



High blood pressure



Recently undergone surgery



Prone to dizziness



People with prosthetics, see prosthetics guide below



Arm or leg casts



Under the influence of alcohol or drugs

2. Rules

Please observe the following rules:



No smoking



No eating, drinking, or chewing gum



No mobile phones, cameras, or video recording equipment



No personal possessions or loose items to be taken on this ride



Empty pockets of all loose items



Secure all loose clothing including headwear



Hold on and brace at all times



Follow ride attendant instructions at all times

3. Attraction access for people with disabilities

People with disabilities who wish to ride Windrider can access the ride via GoFast Pass lane. The ride attendant at the entrance will assist with loading instructions and check for other eligibility.

People with disabilities must be accompanied by a companion on all rides and attractions.

4. People with disabilities

People with disabilities must be able to transfer from a wheelchair to the ride vehicle. A companion is required to accompany people with disabilities.

5. Amputations

Instructions for people with amputations

One hand or arm amputated below the elbow	Not able to ride
Two hands or arms amputated below the elbow	Not able to ride
One arm amputated above the elbow	Not able to ride
Two arms amputated above the elbow	Not able to ride

One foot or leg amputated below the knee	Not able to ride
Two feet or legs amputated below the knee	Not able to ride
One leg amputated above the knee	Not able to ride
Two legs amputated above the knee	Not able to ride

6. Prosthesis

Instructions for people with prosthetics

One prosthetic hand	Not able to ride
Two prosthetic hands	Not able to ride
One prosthetic arm	Not able to ride
Two prosthetic arms	Not able to ride
One prosthetic foot	Not able to ride
Two prosthetic feet	Not able to ride
One prosthetic leg	Not able to ride
Two prosthetic legs	Not able to ride

7. Other

Instructions for people with disabilities including vision or hearing impairments

Hearing impairment – partially deaf	Able to ride
Hearing impairment – fully deaf	Not able to ride
Vision impairments – partially sighted	Able to ride
Vision impairments – blind	Not able to ride

8. Evacuation procedure for people with disabilities

- Must be able to walk unaided for short periods due to complex evacuation procedures
- Must be able to transfer from wheelchair to ride vehicle
- There are 89 stair steps during evacuation

Rider responsibility

There are inherent risks in the participation in any amusement ride or attraction. Riders have a duty to exercise good judgement and act in a responsible manner while participating on the ride or attraction and must obey all oral and written warnings.

Colossus accessibility


 Land
Grand Exposition

 Ride type
Thrill

 Thrill level
Extreme

About the ride

Colossus is a high-speed wooden roller coaster experience featuring sudden twists, turns, and drops.


Height requirement
120-190 cm


Weight requirement
Max 136 kg per person


Adult companion
Required if below 130 cm


Age restriction
N/A

Accessibility Information

Explore accessibility details, including safety guidelines and accommodations, for a safe and inclusive experience.


1. Health

This ride is unsuitable if you have any of the following conditions



Heart Conditions


Back or neck problems


Pregnancy


Vertigo or fear of heights


High blood pressure


Recently undergone surgery


People with prosthetics, see prosthetics guide below


Arm or leg casts


People with disabilities


Under the influence of alcohol or drugs

2. Rules

Please observe the following rules:



No smoking



No eating, drinking, or chewing gum



No mobile phones, cameras, or video recording equipment



No personal possessions or loose items to be taken on this ride



Empty pockets of all loose items



Secure all loose clothing including headwear



Secure long hair



Keep head back against headrest



Hold on and brace at all times



Footwear must be worn at all times



No high heel shoes permitted



Remove large earrings and sharp edged jewelry



Follow ride attendant instructions at all times

3. Attraction access for people with disabilities

People with disabilities who wish to ride Colossus can access the ride via GoFast Pass lane. The ride attendant at the entrance will assist with loading instructions and check for other eligibility.

People with disabilities must be accompanied by a companion on all rides and attractions.

4. People with disabilities

People with disabilities must be able to transfer from a wheelchair to the ride vehicle. A companion is required to accompany people with disabilities.

5. Amputations

Instructions for people with amputations

One hand or arm amputated below the elbow	Able to ride
Two hands or arms amputated below the elbow	Not able to ride

One arm amputated above the elbow	Able to ride
Two arms amputated above the elbow	Not able to ride
One foot or leg amputated below the knee	Able to ride
Two feet or legs amputated below the knee	Not able to ride
One leg amputated above the knee	Not able to ride
Two legs amputated above the knee	Not able to ride

6. Prosthesis

Instructions for people with prosthetics

One prosthetic hand	Able to ride
Two prosthetic hands	Not able to ride
One prosthetic arm	Able to ride
Two prosthetic arms	Not able to ride
One prosthetic foot	Able to ride
Two prosthetic feet	Not able to ride
One prosthetic leg	Able to ride if below the knee
Two prosthetic legs	Not able to ride

7. Other

Instructions for people with disabilities including vision or hearing impairments

Hearing impairment – partially deaf	Able to ride
Hearing impairment – fully deaf	Able to ride
Vision impairments – partially sighted	Able to ride
Vision impairments – blind	Able to ride

8. Evacuation procedure for people with disabilities

- Must be able to walk unaided for short periods due to complex evacuation procedures
- Must be able to transfer from wheelchair to ride vehicle
- There are 26 stair steps at the GoFast Pass entrance

i Rider responsibility

There are inherent risks in the participation in any amusement ride or attraction. Riders have a duty to exercise good judgement and act in a responsible manner while participating on the ride or attraction and must obey all oral and written warnings.

Gyrospin accessibility



Land
Grand Exposition



Ride type
Thrill



Thrill level
Extreme

About the ride

Gyrospin is an exhilarating thrill ride that combines the motion of a pendulum with intense rotational forces.



Height requirement
135–200 cm



Weight requirement
Max 135 kg per person



Adult companion
N/A



Age restriction
N/A

Accessibility Information

Explore accessibility details, including safety guidelines and accommodations, for a safe and inclusive experience.

1. Health

This ride is unsuitable if you have any of the following conditions



Heart Conditions



Back or neck problems



Pregnancy



Vertigo or fear of heights



High blood pressure



Recently undergone surgery



Prone to dizziness



People with prosthetics, see prosthetics guide below



Arm or leg casts



Under the influence of alcohol or drugs

2. Rules

Please observe the following rules:



No smoking



No eating, drinking, or chewing gum



No mobile phones, cameras, or video recording equipment



No personal possessions or loose items to be taken on this ride



Empty pockets of all loose items



Secure all loose clothing including headwear



Secure long hair



Keep head back against headrest



Hold on and brace at all times



Follow ride attendant instructions at all times

3. Attraction access for people with disabilities

People with disabilities who wish to ride Gyrospin can access the ride via GoFast Pass lane. The ride attendant at the entrance will assist with loading instructions and check for other eligibility.

People with disabilities must be accompanied by a companion on all rides and attractions.

4. People with disabilities

People with disabilities must be able to transfer from a wheelchair to the ride vehicle. A companion is required to accompany people with disabilities.

5. Amputations

Instructions for people with amputations

One hand or arm amputated below the elbow	Able to ride
Two hands or arms amputated below the elbow	Not able to ride
One arm amputated above the elbow	Able to ride
Two arms amputated above the elbow	Not able to ride

One foot or leg amputated below the knee	Able to ride
Two feet or legs amputated below the knee	Not able to ride
One leg amputated above the knee	Able to ride
Two legs amputated above the knee	Not able to ride

6. Prosthesis

Instructions for people with prosthetics

One prosthetic hand	Able to ride
Two prosthetic hands	Not able to ride
One prosthetic arm	Not able to ride
Two prosthetic arms	Not able to ride
One prosthetic foot	Not able to ride
Two prosthetic feet	Not able to ride
One prosthetic leg	Not able to ride
Two prosthetic legs	Not able to ride

7. Other

Instructions for people with disabilities including vision or hearing impairments

Hearing impairment – partially deaf	Able to ride
Hearing impairment – fully deaf	Able to ride
Vision impairments – partially sighted	Able to ride
Vision impairments – blind	Able to ride

8. Evacuation procedure for people with disabilities

- Must be able to transfer from wheelchair to ride vehicle

Rider responsibility

There are inherent risks in the participation in any amusement ride or attraction. Riders have a duty to exercise good judgement and act in a responsible manner while participating on the ride or attraction and must obey all oral and written warnings.

Arabian Carousel accessibility

 Land
Grand Exposition

 Ride type
Family

 Thrill level
Low


About the ride

Arabian Carousel is a delightful family-friendly ride that offers a magical experience suitable for guests of all ages.


Height requirement
Min 90 cm


Weight requirement
N/A


Adult companion
Required if below 130 cm


Age restriction
N/A

Accessibility Information

Explore accessibility details, including safety guidelines and accommodations, for a safe and inclusive experience.

1. Health


This ride is unsuitable if you have any of the following conditions



Heart Conditions


Back or neck problems


Pregnancy


High blood pressure


Recently undergone surgery


People with prosthetics, see prosthetics guide below


Arm or leg casts


Under the influence of alcohol or drugs

2. Rules

Please observe the following rules:



No smoking



No eating, drinking, or chewing gum



No mobile phones, cameras, or video recording equipment



No personal possessions or loose items to be taken on this ride



Secure all loose clothing



Remain seated at all times



Do not stand up during the ride



Follow ride attendant instructions at all times

3. Attraction access for people with disabilities

People with disabilities who wish to ride Arabian Carousel can access the ride via GoFast Pass lane. The ride attendant at the entrance will assist with loading instructions and check for other eligibility.

People with disabilities must be accompanied by a companion on all rides and attractions.

4. People with disabilities

People with disabilities must be able to transfer from a wheelchair to the ride vehicle. A companion is required to accompany people with disabilities.

5. Amputations

Instructions for people with amputations

One hand or arm amputated below the elbow	Able to ride
Two hands or arms amputated below the elbow	Not able to ride
One arm amputated above the elbow	Not able to ride
Two arms amputated above the elbow	Not able to ride

One foot or leg amputated below the knee	Not able to ride
Two feet or legs amputated below the knee	Not able to ride
One leg amputated above the knee	Not able to ride
Two legs amputated above the knee	Not able to ride

6. Prosthesis

Instructions for people with prosthetics

One prosthetic hand	Able to ride
Two prosthetic hands	Not able to ride
One prosthetic arm	Not able to ride
Two prosthetic arms	Not able to ride
One prosthetic foot	Not able to ride
Two prosthetic feet	Not able to ride
One prosthetic leg	Not able to ride
Two prosthetic legs	Not able to ride

7. Other

Instructions for people with disabilities including vision or hearing impairments

Hearing impairment – partially deaf	Able to ride
Hearing impairment – fully deaf	Able to ride
Vision impairments – partially sighted	Able to ride
Vision impairments – blind	Able to ride

8. Evacuation procedure for people with disabilities

- Please follow ride attendant instructions in case of evacuation

Rider responsibility

There are inherent risks in the participation in any amusement ride or attraction. Riders have a duty to exercise good judgement and act in a responsible manner while participating on the ride or attraction and must obey all oral and written warnings.

Roundabout accessibility



Land
Grand Exposition



Ride type
Family



Thrill level
Low

About the ride

Roundabout is a bumper car dodgem experience featuring self-driven vehicles.



Height requirement
Min 105 cm



Weight requirement
N/A



Adult companion
Required if below 130 cm



Age restriction
N/A

Accessibility Information

Explore accessibility details, including safety guidelines and accommodations, for a safe and inclusive experience.

1. Health

This ride is unsuitable if you have any of the following conditions



Heart Conditions



Back or neck problems



Pregnancy



High blood pressure



Recently undergone surgery



People with prosthetics, see prosthetics guide below



Arm or leg casts



Under the influence of alcohol or drugs

2. Rules

Please observe the following rules:



No smoking



No eating, drinking, or chewing gum



No mobile phones, cameras, or video recording equipment



No personal possessions or loose items to be taken on this ride



Secure all loose clothing



Remain seated at all times



Do not stand up during the ride



No head-on bumping



Follow ride attendant instructions at all times

3. Attraction access for people with disabilities

People with disabilities who wish to ride Roundabout can access the ride via GoFast Pass lane. The ride attendant at the entrance will assist with loading instructions and check for other eligibility.

People with disabilities must be accompanied by a companion on all rides and attractions.

4. People with disabilities

People with disabilities must be able to transfer from a wheelchair to the ride vehicle. A companion is required to accompany people with disabilities.

5. Amputations

Instructions for people with amputations

One hand or arm amputated below the elbow	Able to ride
Two hands or arms amputated below the elbow	Not able to ride
One arm amputated above the elbow	Able to ride
Two arms amputated above the elbow	Not able to ride

One foot or leg amputated below the knee	Able to ride
Two feet or legs amputated below the knee	Not able to ride
One leg amputated above the knee	Able to ride
Two legs amputated above the knee	Not able to ride

6. Prosthesis

Instructions for people with prosthetics

One prosthetic hand	Able to ride
Two prosthetic hands	Not able to ride
One prosthetic arm	Able to ride
Two prosthetic arms	Not able to ride
One prosthetic foot	Not able to ride
Two prosthetic feet	Not able to ride
One prosthetic leg	Not able to ride
Two prosthetic legs	Not able to ride

7. Other

Instructions for people with disabilities including vision or hearing impairments

Hearing impairment – partially deaf	Able to ride
Hearing impairment – fully deaf	Able to ride
Vision impairments – partially sighted	Able to ride
Vision impairments – blind	Not able to ride

8. Evacuation procedure for people with disabilities

- Must be able to transfer from wheelchair to ride vehicle

Rider responsibility

There are inherent risks in the participation in any amusement ride or attraction. Riders have a duty to exercise good judgement and act in a responsible manner while participating on the ride or attraction and must obey all oral and written warnings.

Expo Flyer accessibility

 Land
Grand Exposition

 Ride type
Family

 Thrill level
Mid

About the ride

Expo Flyer is a rotating ride, suspended from a central circular canopy, which lifts and rotates allowing the seats to swing out and soar through the air.



Height requirement
Min 105 cm



Weight requirement
Max 136 kg per person



Adult companion
Required if below 130 cm
— seated on a double seat
with adult companion



Age restriction
N/A

Accessibility Information

Explore accessibility details, including safety guidelines and accommodations, for a safe and inclusive experience.

1. Health

This ride is unsuitable if you have any of the following conditions



Heart Conditions



Back or neck problems



Pregnancy



High blood pressure



Recently undergone surgery



Prone to dizziness



People with prosthetics, see prosthetics guide below



Arm or leg casts



Under the influence of alcohol or drugs

2. Rules

Please observe the following rules:



No smoking



No eating, drinking, or chewing gum



No mobile phones, cameras, or video recording equipment



No personal possessions or loose items to be taken on this ride



Empty pockets of all loose items



Secure all loose clothing



Hold on and brace at all times



Follow ride attendant instructions at all times

3. Attraction access for people with disabilities

People with disabilities who wish to ride Expo Flyer can access the ride via GoFast Pass lane. The ride attendant at the entrance will assist with loading instructions and check for other eligibility.

People with disabilities must be accompanied by a companion on all rides and attractions.

4. People with disabilities

People with disabilities must be able to transfer from a wheelchair to the ride vehicle. A companion is required to accompany people with disabilities.

5. Amputations

Instructions for people with amputations

One hand or arm amputated below the elbow	Able to ride
Two hands or arms amputated below the elbow	Not able to ride
One arm amputated above the elbow	Able to ride
Two arms amputated above the elbow	Not able to ride

One foot or leg amputated below the knee	Able to ride
Two feet or legs amputated below the knee	Able to ride
One leg amputated above the knee	Able to ride
Two legs amputated above the knee	Not able to ride

6. Prosthesis

Instructions for people with prosthetics

One prosthetic hand	Able to ride
Two prosthetic hands	Not able to ride
One prosthetic arm	Able to ride
Two prosthetic arms	Not able to ride
One prosthetic foot	Able to ride
Two prosthetic feet	Able to ride
One prosthetic leg	Able to ride
Two prosthetic legs	Able to ride

7. Other

Instructions for people with disabilities including vision or hearing impairments

Hearing impairment – partially deaf	Able to ride
Hearing impairment – fully deaf	Able to ride
Vision impairments – partially sighted	Able to ride
Vision impairments – blind	Able to ride


8. Evacuation procedure for people with disabilities

- Must be able to transfer from wheelchair to ride vehicle

Rider responsibility

There are inherent risks in the participation in any amusement ride or attraction. Riders have a duty to exercise good judgement and act in a responsible manner while participating on the ride or attraction and must obey all oral and written warnings.

Spitfire accessibility

 Land
Valley of Fortune

 Ride type
Family

 Thrill level
Mid

About the ride

Spitfire is a high-speed roller coaster with multiple launches, inversions, backwards motion, sudden drops, twists, and turns.



Height requirement

Min 105 cm



Weight requirement

Average max 80 kg per person



Adult companion

Required if below 130 cm



Age restriction

N/A

Riders meeting the minimum height requirement are permitted to ride only if the lap bar and full restraint system fit securely. Riders who do not meet this fit requirement will not be permitted to ride.

Accessibility Information

Explore accessibility details, including safety guidelines and accommodations, for a safe and inclusive experience.

1. Health

This ride is unsuitable if you have any of the following conditions



Heart Conditions



Back or neck problems



Pregnancy



Vertigo or fear of heights



High blood pressure



Recently undergone surgery



People with prosthetics, see prosthetics guide below



Arm or leg casts



Under the influence of alcohol or drugs

2. Rules

Please observe the following rules:



No smoking



No eating, drinking, or chewing gum



No mobile phones, cameras, or video recording equipment



No personal possessions or loose items to be taken on this ride



Empty pockets of all loose items



Secure all loose clothing



Secure long hair



Keep head back against headrest



Hold on and brace at all times



Remain seated at all times



Keep hands, arms, and legs inside at all times



Footwear must be worn at all times



No high heel shoes permitted



Remove large earrings and sharp edged jewelry



Follow ride attendant instructions at all times

3. Attraction access for people with disabilities

People with disabilities who wish to ride Spitfire can access the ride via GoFast Pass lane. The ride attendant at the entrance will assist with loading instructions and check for other eligibility.

People with disabilities must be accompanied by a companion on all rides and attractions.

4. People with disabilities

People with disabilities must be able to transfer from a wheelchair to the ride vehicle. A companion is required to accompany people with disabilities.

5. Amputations

Instructions for people with amputations

One hand or arm amputated below the elbow	Able to ride
Two hands or arms amputated below the elbow	Not able to ride

One arm amputated above the elbow	Able to ride
Two arms amputated above the elbow	Not able to ride
One foot or leg amputated below the knee	Able to ride
Two feet or legs amputated below the knee	Able to ride
One leg amputated above the knee	Not able to ride
Two legs amputated above the knee	Not able to ride

6. Prosthesis

Instructions for people with prosthetics

One prosthetic hand	Not able to ride
Two prosthetic hands	Not able to ride
One prosthetic arm	Not able to ride
Two prosthetic arms	Not able to ride
One prosthetic foot	Not able to ride
Two prosthetic feet	Not able to ride
One prosthetic leg	Not able to ride
Two prosthetic legs	Not able to ride

7. Other

Instructions for people with disabilities including vision or hearing impairments

Hearing impairment – partially deaf	Able to ride
Hearing impairment – fully deaf	Able to ride
Vision impairments – partially sighted	Able to ride
Vision impairments – blind	Able to ride


8. Evacuation procedure for people with disabilities

- Must be able to walk unaided for short periods due to complex evacuation procedures
- Must be able to transfer from wheelchair to ride vehicle
- There are 11 stair steps at the GoFast Pass entrance

i Rider responsibility

There are inherent risks in the participation in any amusement ride or attraction. Riders have a duty to exercise good judgement and act in a responsible manner while participating on the ride or attraction and must obey all oral and written warnings.

Skywatch accessibility

 Land
Valley of Fortune

 Ride type
Family

 Thrill level
Low

About the ride

Soar through the skies on Skywatch, a captivating family-friendly attraction that offers a serene yet awe-inspiring experience. A 360° rotating panoramic viewing deck that gently lifts riders high above the ground, providing breathtaking views of the surrounding landscape, including the stunning Valley of Fortune and distant horizons.



Height requirement
N/A



Weight requirement
N/A



Adult companion
Required if below 130 cm



Age restriction
N/A

Accessibility Information

Explore accessibility details, including safety guidelines and accommodations, for a safe and inclusive experience.

1. Health

This ride is unsuitable if you have any of the following conditions



Vertigo or fear of heights



Under the influence of alcohol or drugs

2. Rules

Please observe the following rules:



No smoking



No eating, drinking, or chewing gum



No selfie sticks



Follow ride attendant instructions at all times

3. Attraction access for people with disabilities

People with disabilities who wish to ride Skywatch can access the ride via GoFast Pass lane. The ride attendant at the entrance will assist with loading instructions and check for other eligibility.

People with disabilities must be accompanied by a companion on all rides and attractions.

4. People with disabilities

People with disabilities must be able to transfer from a wheelchair to the ride vehicle. A companion is required to accompany people with disabilities.

5. Amputations

Instructions for people with amputations

One hand or arm amputated below the elbow	Able to ride
Two hands or arms amputated below the elbow	Able to ride
One arm amputated above the elbow	Able to ride
Two arms amputated above the elbow	Not able to ride
One foot or leg amputated below the knee	Able to ride
Two feet or legs amputated below the knee	Able to ride
One leg amputated above the knee	Able to ride
Two legs amputated above the knee	Not able to ride

6. Prosthesis

Instructions for people with prosthetics

One prosthetic hand	Able to ride
Two prosthetic hands	Able to ride
One prosthetic arm	Able to ride
Two prosthetic arms	Able to ride
One prosthetic foot	Able to ride
Two prosthetic feet	Able to ride
One prosthetic leg	Able to ride
Two prosthetic legs	Able to ride

7. Other

Instructions for people with disabilities including vision or hearing impairments

Hearing impairment – partially deaf	Able to ride
Hearing impairment – fully deaf	Able to ride
Vision impairments – partially sighted	Able to ride
Vision impairments – blind	Able to ride


8. Evacuation procedure for people with disabilities

- Please follow ride attendant instructions in case of evacuation

Rider responsibility

There are inherent risks in the participation in any amusement ride or attraction. Riders have a duty to exercise good judgement and act in a responsible manner while participating on the ride or attraction and must obey all oral and written warnings.

Canyon Charters accessibility

 Land
Valley of Fortune

 Ride type
Family

 Thrill level
Low

About the ride

Canyon Charters is an exciting and immersive rotating ride that simulates the thrilling experience of flying through the air. The ride features plane-shaped seats that are attached to long, sturdy arms allowing riders to feel the exhilarating sensation of flight, soaring through the air in wide, graceful arcs.



Height requirement
Min 90 cm



Weight requirement
Max 136 kg per person



Adult companion
Required if below 130 cm



Age restriction
N/A

Accessibility Information

Explore accessibility details, including safety guidelines and accommodations, for a safe and inclusive experience.

1. Health

This ride is unsuitable if you have any of the following conditions



Heart Conditions



Back or neck problems



Pregnancy



High blood pressure



Recently undergone surgery



Prone to dizziness



People with prosthetics, see prosthetics guide below



Arm or leg casts



Under the influence of alcohol or drugs

2. Rules

Please observe the following rules:



No smoking



No eating, drinking, or chewing gum



No mobile phones, cameras, or video recording equipment



No personal possessions or loose items to be taken on this ride



Secure all loose clothing



Remain seated at all times



Keep seatbelt fastened



Follow ride attendant instructions at all times

3. Attraction access for people with disabilities

People with disabilities who wish to ride Canyon Charters can access the ride via GoFast Pass lane. The ride attendant at the entrance will assist with loading instructions and check for other eligibility.

People with disabilities must be accompanied by a companion on all rides and attractions.

4. People with disabilities

People with disabilities must be able to transfer from a wheelchair to the ride vehicle. A companion is required to accompany people with disabilities.

5. Amputations

Instructions for people with amputations

One hand or arm amputated below the elbow	Able to ride
Two hands or arms amputated below the elbow	Able to ride
One arm amputated above the elbow	Able to ride
Two arms amputated above the elbow	Not able to ride

One foot or leg amputated below the knee	Able to ride
Two feet or legs amputated below the knee	Able to ride
One leg amputated above the knee	Able to ride
Two legs amputated above the knee	Not able to ride

6. Prosthesis

Instructions for people with prosthetics

One prosthetic hand	Able to ride
Two prosthetic hands	Able to ride
One prosthetic arm	Able to ride
Two prosthetic arms	Able to ride
One prosthetic foot	Able to ride
Two prosthetic feet	Able to ride
One prosthetic leg	Able to ride
Two prosthetic legs	Able to ride

7. Other

Instructions for people with disabilities including vision or hearing impairments

Hearing impairment – partially deaf	Able to ride
Hearing impairment – fully deaf	Able to ride
Vision impairments – partially sighted	Able to ride
Vision impairments – blind	Able to ride


8. Evacuation procedure for people with disabilities

- Please follow ride attendant instructions in case of evacuation

Rider responsibility

There are inherent risks in the participation in any amusement ride or attraction. Riders have a duty to exercise good judgement and act in a responsible manner while participating on the ride or attraction and must obey all oral and written warnings.

Treasure Trail accessibility

 Land
Valley of Fortune

 Ride type
Family

 Thrill level
Low

About the ride

Explore deep into the Valley of Fortune in search of lost treasure onboard an individual jeep for this drive through experience.



Height requirement

Min 90 cm



Weight requirement

Max combined weight 368 kg per vehicle



Adult companion

Required if below 130 cm



Age restriction

N/A

Accessibility Information

Explore accessibility details, including safety guidelines and accommodations, for a safe and inclusive experience.

1. Health

This ride is unsuitable if you have any of the following conditions



Heart Conditions



Back or neck problems



Pregnancy



High blood pressure



Recently undergone surgery



People with prosthetics, see prosthetics guide below



Arm or leg casts



Under the influence of alcohol or drugs

2. Rules

Please observe the following rules:



No smoking



No eating, drinking, or chewing gum



No mobile phones, cameras, or video recording equipment



No personal possessions or loose items to be taken on this ride



Secure all loose clothing



Do not stand up during the ride



Keep hands, arms, and legs inside at all times



Remain seated at all times



Follow ride attendant instructions at all times

3. Attraction access for people with disabilities

People with disabilities who wish to ride Treasure Trail can access the ride via GoFast Pass lane. The ride attendant at the entrance will assist with loading instructions and check for other eligibility.

People with disabilities must be accompanied by a companion on all rides and attractions.

4. People with disabilities

People with disabilities must be able to transfer from a wheelchair to the ride vehicle. A companion is required to accompany people with disabilities.

5. Amputations

Instructions for people with amputations

One hand or arm amputated below the elbow	Able to ride
Two hands or arms amputated below the elbow	Not able to ride
One arm amputated above the elbow	Able to ride
Two arms amputated above the elbow	Not able to ride

One foot or leg amputated below the knee	Able to ride
Two feet or legs amputated below the knee	Able to ride
One leg amputated above the knee	Able to ride
Two legs amputated above the knee	Not able to ride

6. Prosthesis

Instructions for people with prosthetics

One prosthetic hand	Able to ride
Two prosthetic hands	Able to ride
One prosthetic arm	Able to ride
Two prosthetic arms	Able to ride
One prosthetic foot	Able to ride
Two prosthetic feet	Able to ride
One prosthetic leg	Able to ride
Two prosthetic legs	Able to ride

7. Other

Instructions for people with disabilities including vision or hearing impairments

Hearing impairment – partially deaf	Able to ride
Hearing impairment – fully deaf	Not able to ride
Vision impairments – partially sighted	Able to ride
Vision impairments – blind	Not able to ride

8. Evacuation procedure for people with disabilities

- Please follow ride attendant instructions in case of evacuation

Rider responsibility

There are inherent risks in the participation in any amusement ride or attraction. Riders have a duty to exercise good judgement and act in a responsible manner while participating on the ride or attraction and must obey all oral and written warnings.

Twilight Express accessibility

 Land
Twilight Gardens

 Ride type
Family

 Thrill level
Mild

About the ride

A family roller coaster experience featuring moderate speeds, drops, twists and turns.



Height requirement
Min 95–205 cm



Weight requirement
N/A



Adult companion
Required if below 130 cm



Age restriction
Recommended minimum age: 4 years with adult companion, 8 years unaccompanied

Accessibility Information

Explore accessibility details, including safety guidelines and accommodations, for a safe and inclusive experience.

1. Health

This ride is unsuitable if you have any of the following conditions



Heart Conditions



Back or neck problems



Pregnancy



High blood pressure



Recently undergone surgery



People with prosthetics, see prosthetics guide below



Arm or leg casts



Under the influence of alcohol or drugs

2. Rules

Please observe the following rules:



No smoking



No eating, drinking, or chewing gum



No mobile phones, cameras, or video recording equipment



No personal possessions or loose items to be taken on this ride



Secure all loose clothing



No high heel shoes permitted



Keep hands, arms, and legs inside at all times



Hold on and brace at all times



Follow ride attendant instructions at all times

3. Attraction access for people with disabilities

People with disabilities who wish to ride Twilight Express can access the ride via GoFast Pass lane. The ride attendant at the entrance will assist with loading instructions and check for other eligibility.

People with disabilities must be accompanied by a companion on all rides and attractions.

4. People with disabilities

People with disabilities must be able to transfer from a wheelchair to the ride vehicle. A companion is required to accompany people with disabilities.

5. Amputations

Instructions for people with amputations

One hand or arm amputated below the elbow	Not able to ride
Two hands or arms amputated below the elbow	Not able to ride
One arm amputated above the elbow	Not able to ride
Two arms amputated above the elbow	Not able to ride

One foot or leg amputated below the knee	Not able to ride
Two feet or legs amputated below the knee	Not able to ride
One leg amputated above the knee	Not able to ride
Two legs amputated above the knee	Not able to ride

6. Prosthesis

Instructions for people with prosthetics

One prosthetic hand	Not able to ride
Two prosthetic hands	Not able to ride
One prosthetic arm	Not able to ride
Two prosthetic arms	Not able to ride
One prosthetic foot	Not able to ride
Two prosthetic feet	Not able to ride
One prosthetic leg	Not able to ride
Two prosthetic legs	Not able to ride

7. Other

Instructions for people with disabilities including vision or hearing impairments

Hearing impairment – partially deaf	Able to ride
Hearing impairment – fully deaf	Not able to ride
Vision impairments – partially sighted	Able to ride
Vision impairments – blind	Not able to ride

8. Evacuation procedure for people with disabilities

- Must be able to walk unaided for short periods due to complex evacuation procedures
- Must be able to transfer from wheelchair to ride vehicle
- There are 75 stair steps during evacuation

Rider responsibility

There are inherent risks in the participation in any amusement ride or attraction. Riders have a duty to exercise good judgement and act in a responsible manner while participating on the ride or attraction and must obey all oral and written warnings.

The Enchanted Greenhouse accessibility



Land
Twilight Gardens



Ride type
Family



Thrill level
Low

About the ride

Journey through a vibrant and captivating environment filled with fantastical flora and fauna, on this low-speed interactive dark ride experience.



Height requirement

Min 90 cm



Weight requirement

Max combined weight
540 kg



Adult companion

Required if below 130 cm



Age restriction

Recommended minimum age: 4 years with adult companion, 8 years unaccompanied

Accessibility Information

Explore accessibility details, including safety guidelines and accommodations, for a safe and inclusive experience.

1. Health

This ride is unsuitable if you have any of the following conditions



Heart Conditions



Back or neck problems



Pregnancy



Recently undergone surgery



People with prosthetics, see prosthetics guide below



Arm or leg casts



Under the influence of alcohol or drugs

2. Rules

Please observe the following rules:



No smoking



No eating, drinking, or chewing gum



No mobile phones, cameras, or video recording equipment



No personal possessions or loose items to be taken on this ride



Secure all loose clothing



Keep hands, arms, and legs inside at all times



Follow ride attendant instructions at all times

3. Attraction access for people with disabilities

People with disabilities who wish to ride The Enchanted Greenhouse can access the ride via GoFast Pass lane. The ride attendant at the entrance will assist with loading instructions and check for other eligibility.

People with disabilities must be accompanied by a companion on all rides and attractions.

4. People with disabilities

People with disabilities must be able to transfer from a wheelchair to the ride vehicle. A companion is required to accompany people with disabilities.

5. Amputations

Instructions for people with amputations

One hand or arm amputated below the elbow	Able to ride
Two hands or arms amputated below the elbow	Not able to ride
One arm amputated above the elbow	Able to ride
Two arms amputated above the elbow	Not able to ride

One foot or leg amputated below the knee	Able to ride
Two feet or legs amputated below the knee	Able to ride
One leg amputated above the knee	Able to ride
Two legs amputated above the knee	Not able to ride

6. Prosthesis

Instructions for people with prosthetics

One prosthetic hand	Able to ride
Two prosthetic hands	Not able to ride
One prosthetic arm	Able to ride
Two prosthetic arms	Able to ride
One prosthetic foot	Able to ride
Two prosthetic feet	Able to ride
One prosthetic leg	Able to ride
Two prosthetic legs	Able to ride

7. Other

Instructions for people with disabilities including vision or hearing impairments

Hearing impairment – partially deaf	Able to ride
Hearing impairment – fully deaf	Not able to ride
Vision impairments – partially sighted	Able to ride
Vision impairments – blind	Not able to ride

8. Evacuation procedure for people with disabilities

- Must be able to walk unaided for short periods due to complex evacuation procedures
- Must be able to transfer from wheelchair to ride vehicle

Rider responsibility

There are inherent risks in the participation in any amusement ride or attraction. Riders have a duty to exercise good judgement and act in a responsible manner while participating on the ride or attraction and must obey all oral and written warnings.

Amirat Al Buhayra accessibility

 Land
Twilight Gardens

 Ride type
Family

 Thrill level
Low

About the ride

Set sail aboard a giant leaf and get ready to make a splash on this family friendly interactive water-play adventure. Water effects are used on this attraction, you will get wet!



Height requirement
N/A



Weight requirement
N/A



Adult companion
Required if below 130 cm



Age restriction
Recommended minimum age: 5 years with adult companion, 8 years unaccompanied

Accessibility Information

Explore accessibility details, including safety guidelines and accommodations, for a safe and inclusive experience.

1. Health

This ride is unsuitable if you have any of the following conditions



Heart Conditions



Back or neck problems



Pregnancy



Recently undergone surgery



People with prosthetics, see prosthetics guide below



Arm or leg casts



Under the influence of alcohol or drugs

2. Rules

Please observe the following rules:



No smoking



No eating, drinking, or chewing gum



No mobile phones, cameras, or video recording equipment



No personal possessions or loose items to be taken on this ride



Secure all loose clothing



Do not stand up during the ride



Keep hands, arms, and legs inside at all times



Remain seated at all times



Follow ride attendant instructions at all times

3. Attraction access for people with disabilities

People with disabilities who wish to ride Amirat Al Buhayra can access the ride via GoFast Pass lane. The ride attendant at the entrance will assist with loading instructions and check for other eligibility.

People with disabilities must be accompanied by a companion on all rides and attractions.

4. People with disabilities

People with disabilities must be able to transfer from a wheelchair to the ride vehicle. A companion is required to accompany people with disabilities.

5. Amputations

Instructions for people with amputations

One hand or arm amputated below the elbow	Able to ride
Two hands or arms amputated below the elbow	Able to ride
One arm amputated above the elbow	Able to ride
Two arms amputated above the elbow	Able to ride

One foot or leg amputated below the knee	Able to ride
Two feet or legs amputated below the knee	Able to ride
One leg amputated above the knee	Able to ride
Two legs amputated above the knee	Able to ride

6. Prosthesis

Instructions for people with prosthetics

One prosthetic hand	Able to ride
Two prosthetic hands	Able to ride
One prosthetic arm	Able to ride
Two prosthetic arms	Able to ride
One prosthetic foot	Able to ride
Two prosthetic feet	Able to ride
One prosthetic leg	Able to ride
Two prosthetic legs	Able to ride

7. Other

Instructions for people with disabilities including vision or hearing impairments

Hearing impairment – partially deaf	Able to ride
Hearing impairment – fully deaf	Able to ride
Vision impairments – partially sighted	Able to ride
Vision impairments – blind	Able to ride

8. Evacuation procedure for people with disabilities

- Please follow ride attendant instructions in case of evacuation

Rider responsibility

There are inherent risks in the participation in any amusement ride or attraction. Riders have a duty to exercise good judgement and act in a responsible manner while participating on the ride or attraction and must obey all oral and written warnings.

Kaleidoscope Balloons accessibility



Land
Twilight Gardens



Ride type
Family



Thrill level
Low

About the ride

Soar to the skies on this family friendly rotating balloon experience. Spin your gondola or sit back and take in the view of Twilight Gardens.



Height requirement
Min 90 cm



Weight requirement
Max 136 kg



Adult companion
Required if below 130 cm



Age restriction
A maximum of one adult is permitted per ride vehicle

Accessibility Information

Explore accessibility details, including safety guidelines and accommodations, for a safe and inclusive experience.

1. Health

This ride is unsuitable if you have any of the following conditions



Heart Conditions



Back or neck problems



Pregnancy



High blood pressure



Recently undergone surgery



People with prosthetics, see prosthetics guide below



Arm or leg casts



Under the influence of alcohol or drugs

2. Rules

Please observe the following rules:



No smoking



No eating, drinking, or chewing gum



No mobile phones, cameras, or video recording equipment



No personal possessions or loose items to be taken on this ride



Secure all loose clothing



Keep hands, arms, and legs inside at all times



Follow ride attendant instructions at all times

3. Attraction access for people with disabilities

People with disabilities who wish to ride Kaleidoscope Balloons can access the ride via GoFast Pass lane. The ride attendant at the entrance will assist with loading instructions and check for other eligibility.

People with disabilities must be accompanied by a companion on all rides and attractions.

4. People with disabilities

People with disabilities must be able to transfer from a wheelchair to the ride vehicle. A companion is required to accompany people with disabilities.

5. Amputations

Instructions for people with amputations

One hand or arm amputated below the elbow	Able to ride
Two hands or arms amputated below the elbow	Able to ride
One arm amputated above the elbow	Able to ride
Two arms amputated above the elbow	Not able to ride

One foot or leg amputated below the knee	Able to ride
Two feet or legs amputated below the knee	Able to ride
One leg amputated above the knee	Able to ride
Two legs amputated above the knee	Not able to ride

6. Prosthesis

Instructions for people with prosthetics

One prosthetic hand	Able to ride
Two prosthetic hands	Able to ride
One prosthetic arm	Able to ride
Two prosthetic arms	Able to ride
One prosthetic foot	Able to ride
Two prosthetic feet	Able to ride
One prosthetic leg	Able to ride
Two prosthetic legs	Able to ride

7. Other

Instructions for people with disabilities including vision or hearing impairments

Hearing impairment – partially deaf	Able to ride
Hearing impairment – fully deaf	Able to ride
Vision impairments – partially sighted	Able to ride
Vision impairments – blind	Able to ride

8. Evacuation procedure for people with disabilities

- Must be able to walk unaided for short periods due to complex evacuation procedures
- Must be able to transfer from wheelchair to ride vehicle

Rider responsibility

There are inherent risks in the participation in any amusement ride or attraction. Riders have a duty to exercise good judgement and act in a responsible manner while participating on the ride or attraction and must obey all oral and written warnings.

Saw Mill Falls accessibility

 Land
Steam Town

 Ride type
Family

 Thrill level
Mild

About the ride

Saw Mill Falls is an exhilarating water roller coaster ride that promises an action-packed adventure filled with heart-racing drops and massive splashes. You will get wet!



Height requirement
Min 100 cm



Weight requirement
N/A



Adult companion
Required if below 130 cm



Age restriction
Recommended minimum age: 5 years with adult companion, 8 years unaccompanied

Accessibility Information

Explore accessibility details, including safety guidelines and accommodations, for a safe and inclusive experience.

1. Health

This ride is unsuitable if you have any of the following conditions



Heart Conditions



Back or neck problems



Pregnancy



High blood pressure



Recently undergone surgery



People with prosthetics, see prosthetics guide below



Arm or leg casts



Under the influence of alcohol or drugs

2. Rules

Please observe the following rules:



No smoking



No eating, drinking, or chewing gum



No mobile phones, cameras, or video recording equipment



No personal possessions or loose items to be taken on this ride



Secure all loose clothing including headwear



Secure long hair



No high heel shoes permitted



Do not rock the boat



Do not lean forward



Keep hands, arms, and legs inside at all times



Hold on and brace at all times



Remain seated at all times



Follow ride attendant instructions at all times

3. Attraction access for people with disabilities

People with disabilities who wish to ride Saw Mill Falls can access the ride via GoFast Pass lane. The ride attendant at the entrance will assist with loading instructions and check for other eligibility.

People with disabilities must be accompanied by a companion on all rides and attractions.

4. People with disabilities

People with disabilities must be able to transfer from a wheelchair to the ride vehicle. A companion is required to accompany people with disabilities.

5. Amputations

Instructions for people with amputations

One hand or arm amputated below the elbow	Review case by case
Two hands or arms amputated below the elbow	Review case by case

One arm amputated above the elbow	Review case by case
Two arms amputated above the elbow	Review case by case
One foot or leg amputated below the knee	Review case by case
Two feet or legs amputated below the knee	Review case by case
One leg amputated above the knee	Review case by case
Two legs amputated above the knee	Review case by case

Each case will be reviewed individually by the operator.

6. Prosthesis

Instructions for people with prosthetics

One prosthetic hand	Review case by case
Two prosthetic hands	Review case by case
One prosthetic arm	Review case by case
Two prosthetic arms	Review case by case
One prosthetic foot	Review case by case
Two prosthetic feet	Review case by case
One prosthetic leg	Review case by case
Two prosthetic legs	Review case by case

Each case will be reviewed individually by the operator.

7. Other

Instructions for people with disabilities including vision or hearing impairments

Hearing impairment – partially deaf	Able to ride
Hearing impairment – fully deaf	Able to ride
Vision impairments – partially sighted	Able to ride
Vision impairments – blind	Able to ride

8. Evacuation procedure for people with disabilities


- Must be able to walk unaided for short periods due to complex evacuation procedures
- Must be able to transfer from wheelchair to ride vehicle

i Rider responsibility

There are inherent risks in the participation in any amusement ride or attraction. Riders have a duty to exercise good judgement and act in a responsible manner while participating on the ride or attraction and must obey all oral and written warnings.

Iron Rattler accessibility

 Land
Steam Town

 Ride type
Thrill

 Thrill level
Extreme

About the ride

Iron Rattler is an intense roller coaster experience featuring a see-saw tilt drop, high speeds, twists, and turns.



Height requirement
120-205 cm



Weight requirement
N/A



Adult companion
Required if below 130 cm



Age restriction
Recommended minimum age: 10 years unaccompanied

Accessibility Information

Explore accessibility details, including safety guidelines and accommodations, for a safe and inclusive experience.

1. Health

This ride is unsuitable if you have any of the following conditions



Heart Conditions



Back or neck problems



Pregnancy



Vertigo or fear of heights



High blood pressure



Recently undergone surgery



People with prosthetics, see prosthetics guide below



Arm or leg casts



Under the influence of alcohol or drugs

2. Rules

Please observe the following rules:



No smoking



No eating, drinking, or chewing gum



No mobile phones, cameras, or video recording equipment



No personal possessions or loose items to be taken on this ride



Secure all loose clothing including headwear



Secure long hair



Keep head back against headrest



Hold on and brace at all times



Footwear must be worn at all times



No high heel shoes permitted



Follow ride attendant instructions at all times

3. Attraction access for people with disabilities

People with disabilities who wish to ride Iron Rattler can access the ride via GoFast Pass lane. The ride attendant at the entrance will assist with loading instructions and check for other eligibility.

People with disabilities must be accompanied by a companion on all rides and attractions.

4. People with disabilities

People with disabilities must be able to transfer from a wheelchair to the ride vehicle. A companion is required to accompany people with disabilities.

5. Amputations

Instructions for people with amputations

One hand or arm amputated below the elbow	Not able to ride
Two hands or arms amputated below the elbow	Not able to ride

One arm amputated above the elbow	Not able to ride
Two arms amputated above the elbow	Not able to ride
One foot or leg amputated below the knee	Not able to ride
Two feet or legs amputated below the knee	Not able to ride
One leg amputated above the knee	Not able to ride
Two legs amputated above the knee	Not able to ride

6. Prosthesis

Instructions for people with prosthetics

One prosthetic hand	Not able to ride
Two prosthetic hands	Not able to ride
One prosthetic arm	Not able to ride
Two prosthetic arms	Not able to ride
One prosthetic foot	Not able to ride
Two prosthetic feet	Not able to ride
One prosthetic leg	Not able to ride
Two prosthetic legs	Not able to ride

7. Other

Instructions for people with disabilities including vision or hearing impairments

Hearing impairment – partially deaf	Able to ride
Hearing impairment – fully deaf	Able to ride
Vision impairments – partially sighted	Able to ride
Vision impairments – blind	Able to ride

8. Evacuation procedure for people with disabilities

- Must be able to walk unaided for short periods due to complex evacuation procedures
- Must be able to transfer from wheelchair to ride vehicle
- There are 285 stair steps during evacuation
- There are 24 stair steps at the GoFast Pass entrance

Rider responsibility

There are inherent risks in the participation in any amusement ride or attraction. Riders have a duty to exercise good judgement and act in a responsible manner while participating on the ride or attraction and must obey all oral and written warnings.

Steel Stampede accessibility

 Land
Steam Town

 Ride type
Family

 Thrill level
Low

About the ride

Spin into a whirlwind of fun onboard the Steel Stampede, an exhilarating ride that promises an unforgettable adventure filled with excitement and laughter. As you take your seat, anticipation builds as the ride begins to whirl, rapidly spinning you around in a dizzying dance of colors and lights.



Height requirement
Min 95 cm



Weight requirement
N/A



Adult companion
Required if below 130 cm



Age restriction
N/A

Accessibility Information

Explore accessibility details, including safety guidelines and accommodations, for a safe and inclusive experience.

1. Health

This ride is unsuitable if you have any of the following conditions



Heart Conditions



Back or neck problems



Pregnancy



High blood pressure



Recently undergone surgery



People with prosthetics, see prosthetics guide below



Arm or leg casts



Under the influence of alcohol or drugs

2. Rules

Please observe the following rules:



No smoking



No eating, drinking, or chewing gum



No mobile phones, cameras, or video recording equipment



No personal possessions or loose items to be taken on this ride



Secure all loose clothing



Keep hands, arms, and legs inside at all times



Follow ride attendant instructions at all times

3. Attraction access for people with disabilities

People with disabilities who wish to ride Steel Stampede can access the ride via GoFast Pass lane. The ride attendant at the entrance will assist with loading instructions and check for other eligibility.

People with disabilities must be accompanied by a companion on all rides and attractions.

4. People with disabilities

People with disabilities must be able to transfer from a wheelchair to the ride vehicle. A companion is required to accompany people with disabilities.

5. Amputations

Instructions for people with amputations

One hand or arm amputated below the elbow	Able to ride
Two hands or arms amputated below the elbow	Not able to ride
One arm amputated above the elbow	Able to ride
Two arms amputated above the elbow	Not able to ride

One foot or leg amputated below the knee	Able to ride
Two feet or legs amputated below the knee	Not able to ride
One leg amputated above the knee	Able to ride
Two legs amputated above the knee	Not able to ride

6. Prosthesis

Instructions for people with prosthetics

One prosthetic hand	Able to ride
Two prosthetic hands	Able to ride
One prosthetic arm	Able to ride
Two prosthetic arms	Not able to ride
One prosthetic foot	Able to ride
Two prosthetic feet	Able to ride
One prosthetic leg	Able to ride
Two prosthetic legs	Not able to ride

7. Other

Instructions for people with disabilities including vision or hearing impairments

Hearing impairment – partially deaf	Able to ride
Hearing impairment – fully deaf	Able to ride
Vision impairments – partially sighted	Able to ride
Vision impairments – blind	Able to ride

8. Evacuation procedure for people with disabilities

- Must be able to transfer from wheelchair to ride vehicle

Rider responsibility

There are inherent risks in the participation in any amusement ride or attraction. Riders have a duty to exercise good judgement and act in a responsible manner while participating on the ride or attraction and must obey all oral and written warnings.

Sprockenator accessibility



About the ride

A fantastic adventure for the entire family, this fast-intermeshing rotating experience invites you to soar to new heights in a captivating, hypnotic spinning ride.



Height requirement
Min 105 cm



Weight requirement
Max 136 kg



Adult companion
Required if below 130 cm



Age restriction
N/A

Accessibility Information

Explore accessibility details, including safety guidelines and accommodations, for a safe and inclusive experience.

1. Health

This ride is unsuitable if you have any of the following conditions



Heart Conditions



Back or neck problems



Pregnancy



High blood pressure



Recently undergone surgery



People with prosthetics, see prosthetics guide below



Arm or leg casts



Under the influence of alcohol or drugs

2. Rules

Please observe the following rules:



No smoking



No eating, drinking, or chewing gum



No mobile phones, cameras, or video recording equipment



No personal possessions or loose items to be taken on this ride



Secure all loose clothing



Follow ride attendant instructions at all times

3. Attraction access for people with disabilities

People with disabilities who wish to ride Sprockenator can access the ride via GoFast Pass lane. The ride attendant at the entrance will assist with loading instructions and check for other eligibility.

People with disabilities must be accompanied by a companion on all rides and attractions.

4. People with disabilities

People with disabilities must be able to transfer from a wheelchair to the ride vehicle. A companion is required to accompany people with disabilities.

5. Amputations

Instructions for people with amputations

One hand or arm amputated below the elbow	Able to ride
Two hands or arms amputated below the elbow	Able to ride
One arm amputated above the elbow	Able to ride
Two arms amputated above the elbow	Not able to ride

One foot or leg amputated below the knee	Able to ride
Two feet or legs amputated below the knee	Not able to ride
One leg amputated above the knee	Able to ride
Two legs amputated above the knee	Not able to ride

6. Prosthesis

Instructions for people with prosthetics

One prosthetic hand	Able to ride
Two prosthetic hands	Able to ride
One prosthetic arm	Able to ride
Two prosthetic arms	Not able to ride
One prosthetic foot	Able to ride
Two prosthetic feet	Able to ride
One prosthetic leg	Able to ride
Two prosthetic legs	Not able to ride

7. Other

Instructions for people with disabilities including vision or hearing impairments

Hearing impairment – partially deaf	Able to ride
Hearing impairment – fully deaf	Able to ride
Vision impairments – partially sighted	Able to ride
Vision impairments – blind	Able to ride

8. Evacuation procedure for people with disabilities

- Must be able to transfer from wheelchair to ride vehicle

Rider responsibility

There are inherent risks in the participation in any amusement ride or attraction. Riders have a duty to exercise good judgement and act in a responsible manner while participating on the ride or attraction and must obey all oral and written warnings.

Adventure Junction accessibility

 Land
Steam Town

 Ride type
Kids

 Thrill level
Low

About the ride

This play area is perfect for young adventurers seeking endless fun.



Height requirement
N/A



Weight requirement
N/A



Adult companion
N/A



Age restriction
N/A

Accessibility Information

Explore accessibility details, including safety guidelines and accommodations, for a safe and inclusive experience.

1. Rules

Please observe the following rules:



No smoking



No eating, drinking, or chewing gum



No mobile phones, cameras, or video recording equipment



No personal possessions or loose items to be taken on this ride



Secure all loose clothing



Follow ride attendant instructions at all times

2. Attraction access for people with disabilities

GoFast Pass lane is not available at this attraction. The ride attendant at the attraction will assist with loading instructions and check for eligibility.

People with disabilities must be accompanied by a companion on all rides and attractions.

3. People with disabilities

People with disabilities must be able to transfer from a wheelchair to the ride vehicle. A companion is required to accompany people with disabilities.

4. Amputations

Instructions for people with amputations

One hand or arm amputated below the elbow	Able to ride
Two hands or arms amputated below the elbow	Able to ride
One arm amputated above the elbow	Able to ride
Two arms amputated above the elbow	Able to ride
One foot or leg amputated below the knee	Able to ride
Two feet or legs amputated below the knee	Able to ride
One leg amputated above the knee	Able to ride
Two legs amputated above the knee	Able to ride

5. Prosthesis

Instructions for people with prosthetics

One prosthetic hand	Able to ride
Two prosthetic hands	Able to ride

One prosthetic arm	Able to ride
Two prosthetic arms	Able to ride
One prosthetic foot	Able to ride
Two prosthetic feet	Able to ride
One prosthetic leg	Able to ride
Two prosthetic legs	Able to ride

6. Other

Instructions for people with disabilities including vision or hearing impairments

Hearing impairment – partially deaf	Able to ride
Hearing impairment – fully deaf	Able to ride
Vision impairments – partially sighted	Able to ride
Vision impairments – blind	Able to ride

7. Evacuation procedure for people with disabilities

- Please follow ride attendant instructions in case of evacuation

Rider responsibility

There are inherent risks in the participation in any amusement ride or attraction. Riders have a duty to exercise good judgement and act in a responsible manner while participating on the ride or attraction and must obey all oral and written warnings.

Sea Stallion accessibility



Land
Discovery Springs



Ride type
Family



Thrill level
Mild

About the ride

An interactive roller coaster experience where riders can control the speed of their vehicles, hit the boost function, and speed through the crystal cavern! An exhilarating adventure through Discovery Springs.



Height requirement

120-195 cm



Weight requirement

Max 136 kg per seat
Max 200 kg per ride vehicle



Adult companion

Required if below 130 cm



Age restriction

Recommended minimum age: 6 years

Accessibility Information

Explore accessibility details, including safety guidelines and accommodations, for a safe and inclusive experience.

1. Health

This ride is unsuitable if you have any of the following conditions



Heart Conditions



Back or neck problems



Pregnancy



High blood pressure



Recently undergone surgery



People with prosthetics, see prosthetics guide below



Arm or leg casts



Under the influence of alcohol or drugs

2. Rules

Please observe the following rules:



No smoking



No eating, drinking, or chewing gum



No mobile phones, cameras, or video recording equipment



No personal possessions or loose items to be taken on this ride



Empty pockets of all loose items



Secure all loose clothing including headwear



Secure long hair



Hold on and brace at all times



Remain seated at all times



No selfie sticks



Footwear must be worn at all times



No high heel shoes permitted



Remove large earrings and sharp edged jewelry



Follow ride attendant instructions at all times

3. Attraction access for people with disabilities

People with disabilities who wish to ride Sea Stallion can access the ride via GoFast Pass lane. The ride attendant at the entrance will assist with loading instructions and check for other eligibility.

People with disabilities must be accompanied by a companion on all rides and attractions.

4. People with disabilities

People with disabilities must be able to transfer from a wheelchair to the ride vehicle. A companion is required to accompany people with disabilities.

5. Amputations

Instructions for people with amputations

One hand or arm amputated below the elbow	Not able to ride
Two hands or arms amputated below the elbow	Not able to ride

One arm amputated above the elbow	Not able to ride
Two arms amputated above the elbow	Not able to ride
One foot or leg amputated below the knee	Not able to ride
Two feet or legs amputated below the knee	Not able to ride
One leg amputated above the knee	Not able to ride
Two legs amputated above the knee	Not able to ride

6. Prosthesis

Instructions for people with prosthetics

One prosthetic hand	Able to ride
Two prosthetic hands	Not able to ride
One prosthetic arm	Able to ride
Two prosthetic arms	Not able to ride
One prosthetic foot	Able to ride
Two prosthetic feet	Not able to ride
One prosthetic leg	Not able to ride
Two prosthetic legs	Not able to ride

7. Other

Instructions for people with disabilities including vision or hearing impairments

Hearing impairment – partially deaf	Able to ride
Hearing impairment – fully deaf	Able to ride

Vision impairments – partially sighted	Able to ride
Vision impairments – blind	Able to ride

8. Evacuation procedure for people with disabilities

- Must be able to transfer from wheelchair to ride vehicle

i Rider responsibility

There are inherent risks in the participation in any amusement ride or attraction. Riders have a duty to exercise good judgement and act in a responsible manner while participating on the ride or attraction and must obey all oral and written warnings.

Zoomaflooma accessibility



Land
Discovery Springs



Ride type
Family



Thrill level
Mild

About the ride

Climb aboard this exhilarating log flume featuring drops and splashes. Water effects are used on this attraction. You will get wet!



Height requirement
Min 90 cm



Weight requirement
N/A



Adult companion
Required if below 130 cm



Age restriction
N/A

Accessibility Information

Explore accessibility details, including safety guidelines and accommodations, for a safe and inclusive experience.

1. Health

This ride is unsuitable if you have any of the following conditions



Heart Conditions



Back or neck problems



Pregnancy



High blood pressure



Recently undergone surgery



People with prosthetics, see prosthetics guide below



Arm or leg casts



Under the influence of alcohol or drugs

2. Rules

Please observe the following rules:



No smoking



No eating, drinking, or chewing gum



No mobile phones, cameras, or video recording equipment



No personal possessions or loose items to be taken on this ride



Secure all loose clothing



Do not rock the boat



Do not lean forward



Do not stand up during the ride



Keep hands, arms, and legs inside at all times



Remain seated at all times



No high heel shoes permitted



Follow ride attendant instructions at all times

3. Attraction access for people with disabilities

People with disabilities who wish to ride Zoomaflooma can access the ride via GoFast Pass lane. The ride attendant at the entrance will assist with loading instructions and check for other eligibility.

People with disabilities must be accompanied by a companion on all rides and attractions.

4. People with disabilities

People with disabilities must be able to transfer from a wheelchair to the ride vehicle. A companion is required to accompany people with disabilities.

5. Amputations

Instructions for people with amputations

One hand or arm amputated below the elbow	Not able to ride
Two hands or arms amputated below the elbow	Not able to ride

One arm amputated above the elbow	Not able to ride
Two arms amputated above the elbow	Not able to ride
One foot or leg amputated below the knee	Not able to ride
Two feet or legs amputated below the knee	Not able to ride
One leg amputated above the knee	Not able to ride
Two legs amputated above the knee	Not able to ride

6. Prosthesis

Instructions for people with prosthetics

One prosthetic hand	Not able to ride
Two prosthetic hands	Not able to ride
One prosthetic arm	Not able to ride
Two prosthetic arms	Not able to ride
One prosthetic foot	Not able to ride
Two prosthetic feet	Not able to ride
One prosthetic leg	Not able to ride
Two prosthetic legs	Not able to ride

7. Other

Instructions for people with disabilities including vision or hearing impairments

Hearing impairment – partially deaf	Able to ride
Hearing impairment – fully deaf	Able to ride

Vision impairments – partially sighted	Able to ride
Vision impairments – blind	Able to ride

8. Evacuation procedure for people with disabilities

- Must be able to walk unaided for short periods due to complex evacuation procedures
- Must be able to transfer from wheelchair to ride vehicle

i Rider responsibility

There are inherent risks in the participation in any amusement ride or attraction. Riders have a duty to exercise good judgement and act in a responsible manner while participating on the ride or attraction and must obey all oral and written warnings.

Into the Deep accessibility

 Land
Discovery Springs

 Ride type
Family

 Thrill level
Mild

About the ride

Journey into mysterious caves on this interactive dark ride experience. As you board your vehicle, you'll be enveloped in an atmosphere of intrigue, enhanced by dimmed lighting that sets the stage for the exploration of hidden wonders.

Height requirement
100-200 cm

Weight requirement
N/A

Adult companion
Required if below 130 cm

Age restriction
N/A

Accessibility Information

Explore accessibility details, including safety guidelines and accommodations, for a safe and inclusive experience.

1. Health

This ride is unsuitable if you have any of the following conditions

Heart Conditions

Back or neck problems

Pregnancy

High blood pressure

Recently undergone surgery

People with prosthetics, see prosthetics guide below

Arm or leg casts

Under the influence of alcohol or drugs

2. Rules

Please observe the following rules:



No smoking



No eating, drinking, or chewing gum



No mobile phones, cameras, or video recording equipment



No personal possessions or loose items to be taken on this ride



Secure all loose clothing



Secure long hair



Keep head back against headrest



Keep hands, arms, and legs inside at all times



Remain seated at all times



Follow ride attendant instructions at all times

3. Attraction access for people with disabilities

People with disabilities who wish to ride Into the Deep can access the ride via GoFast Pass lane. The ride attendant at the entrance will assist with loading instructions and check for other eligibility.

People with disabilities must be accompanied by a companion on all rides and attractions.

4. People with disabilities

People with disabilities must be able to transfer from a wheelchair to the ride vehicle. A companion is required to accompany people with disabilities.

5. Amputations

Instructions for people with amputations

One hand or arm amputated below the elbow	Not able to ride
Two hands or arms amputated below the elbow	Not able to ride

One arm amputated above the elbow	Not able to ride
Two arms amputated above the elbow	Not able to ride
One foot or leg amputated below the knee	Not able to ride
Two feet or legs amputated below the knee	Not able to ride
One leg amputated above the knee	Not able to ride
Two legs amputated above the knee	Not able to ride

6. Prosthesis

Instructions for people with prosthetics

One prosthetic hand	Not able to ride
Two prosthetic hands	Not able to ride
One prosthetic arm	Not able to ride
Two prosthetic arms	Not able to ride
One prosthetic foot	Not able to ride
Two prosthetic feet	Not able to ride
One prosthetic leg	Not able to ride
Two prosthetic legs	Not able to ride

7. Other

Instructions for people with disabilities including vision or hearing impairments

Hearing impairment – partially deaf	Able to ride
Hearing impairment – fully deaf	Able to ride

Vision impairments – partially sighted	Able to ride
Vision impairments – blind	Able to ride

8. Evacuation procedure for people with disabilities

- Must be able to walk unaided for short periods due to complex evacuation procedures
- Must be able to transfer from wheelchair to ride vehicle

i Rider responsibility

There are inherent risks in the participation in any amusement ride or attraction. Riders have a duty to exercise good judgement and act in a responsible manner while participating on the ride or attraction and must obey all oral and written warnings.

Big Splash accessibility



Land
Discovery Springs



Ride type
Family



Thrill level
Mild

About the ride

The entirety of the Nahari's ancient water system is fueled by "Splash," a large dam feature that controls the flow of water into the land. Brave a thrilling experience of a high, exhilarating drop into the waters below.



Height requirement

105-185 cm



Weight requirement

"Max 136 kg per person
Max combined weight for
20 guests 1500 kg"



Adult companion

Required if below 130 cm



Age restriction

N/A

Accessibility Information

Explore accessibility details, including safety guidelines and accommodations, for a safe and inclusive experience.

1. Health

This ride is unsuitable if you have any of the following conditions



Heart Conditions



Back or neck problems



Pregnancy



High blood pressure



Recently undergone
surgery



People with
prosthetics, see
prosthetics guide below



Arm or leg casts



Under the influence of
alcohol or drugs

2. Rules

Please observe the following rules:



No smoking



No eating, drinking, or chewing gum



No mobile phones, cameras, or video recording equipment



No personal possessions or loose items to be taken on this ride



Secure all loose clothing



Follow ride attendant instructions at all times

3. Attraction access for people with disabilities

People with disabilities who wish to ride Big Splash can access the ride via GoFast Pass lane. The ride attendant at the entrance will assist with loading instructions and check for other eligibility.

People with disabilities must be accompanied by a companion on all rides and attractions.

4. People with disabilities

People with disabilities must be able to transfer from a wheelchair to the ride vehicle. A companion is required to accompany people with disabilities.

5. Amputations

Instructions for people with amputations

One hand or arm amputated below the elbow	Able to ride
Two hands or arms amputated below the elbow	Not able to ride

One arm amputated above the elbow	Able to ride
Two arms amputated above the elbow	Not able to ride
One foot or leg amputated below the knee	Able to ride
Two feet or legs amputated below the knee	Not able to ride
One leg amputated above the knee	Able to ride
Two legs amputated above the knee	Not able to ride

6. Prosthesis

Instructions for people with prosthetics

One prosthetic hand	Able to ride
Two prosthetic hands	Not able to ride
One prosthetic arm	Able to ride
Two prosthetic arms	Not able to ride
One prosthetic foot	Able to ride
Two prosthetic feet	Not able to ride
One prosthetic leg	Able to ride
Two prosthetic legs	Not able to ride

7. Other

Instructions for people with disabilities including vision or hearing impairments

Hearing impairment – partially deaf	Able to ride
Hearing impairment – fully deaf	Able to ride

Vision impairments – partially sighted	Able to ride
Vision impairments – blind	Able to ride

8. Evacuation procedure for people with disabilities

- Must be able to transfer from wheelchair to ride vehicle

i Rider responsibility

There are inherent risks in the participation in any amusement ride or attraction. Riders have a duty to exercise good judgement and act in a responsible manner while participating on the ride or attraction and must obey all oral and written warnings.

Water Wheel accessibility



Land
Discovery Springs



Ride type
Family



Thrill level
Low

About the ride

Take a spin and see who will win, as you grab hold of your super water blaster, aim, and fire on this spinning family ride. Water effects are used on this attraction. You will get wet!



Height requirement
Min 90 cm



Weight requirement
Max 136 kg



Adult companion
Required if below 130 cm



Age restriction
N/A

Accessibility Information

Explore accessibility details, including safety guidelines and accommodations, for a safe and inclusive experience.

1. Health

This ride is unsuitable if you have any of the following conditions



Heart Conditions



Back or neck problems



Pregnancy



High blood pressure



Recently undergone surgery



People with prosthetics, see prosthetics guide below



Arm or leg casts



Under the influence of alcohol or drugs

2. Rules

Please observe the following rules:



No smoking



No eating, drinking, or chewing gum



No mobile phones, cameras, or video recording equipment



No personal possessions or loose items to be taken on this ride



Secure all loose clothing



Keep hands, arms, and legs inside at all times



Remain seated at all times



Follow ride attendant instructions at all times

3. Attraction access for people with disabilities

People with disabilities who wish to ride Water Wheel can access the ride via GoFast Pass lane. The ride attendant at the entrance will assist with loading instructions and check for other eligibility.

People with disabilities must be accompanied by a companion on all rides and attractions.

4. People with disabilities

People with disabilities must be able to transfer from a wheelchair to the ride vehicle. A companion is required to accompany people with disabilities.

5. Amputations

Instructions for people with amputations

One hand or arm amputated below the elbow	Able to ride
Two hands or arms amputated below the elbow	Not able to ride

One arm amputated above the elbow	Able to ride
Two arms amputated above the elbow	Not able to ride
One foot or leg amputated below the knee	Able to ride
Two feet or legs amputated below the knee	Not able to ride
One leg amputated above the knee	Able to ride
Two legs amputated above the knee	Not able to ride

6. Prosthesis

Instructions for people with prosthetics

One prosthetic hand	Able to ride
Two prosthetic hands	Able to ride
One prosthetic arm	Able to ride
Two prosthetic arms	Able to ride
One prosthetic foot	Able to ride
Two prosthetic feet	Not able to ride
One prosthetic leg	Able to ride
Two prosthetic legs	Able to ride

7. Other

Instructions for people with disabilities including vision or hearing impairments

Hearing impairment – partially deaf	Able to ride
Hearing impairment – fully deaf	Able to ride

Vision impairments – partially sighted	Able to ride
Vision impairments – blind	Able to ride

8. Evacuation procedure for people with disabilities

- Must be able to transfer from wheelchair to ride vehicle

i Rider responsibility

There are inherent risks in the participation in any amusement ride or attraction. Riders have a duty to exercise good judgement and act in a responsible manner while participating on the ride or attraction and must obey all oral and written warnings.

Aquatopia accessibility



Land
Discovery Springs



Ride type
Kids



Thrill level
Low

About the ride

Dive into a world of watery fun with this water playground. This is the perfect spot for young adventurers and their families to splash, play, and explore together.



Height requirement
N/A



Weight requirement
N/A



Adult companion
N/A below 130 cm



Age restriction
N/A

Accessibility Information

Explore accessibility details, including safety guidelines and accommodations, for a safe and inclusive experience.

1. Rules

Please observe the following rules:



No smoking



No eating, drinking, or chewing gum



No mobile phones, cameras, or video recording equipment



No personal possessions or loose items to be taken on this ride



Secure all loose clothing



Follow ride attendant instructions at all times

2. Attraction access for people with disabilities

GoFast Pass lane is not available at this attraction. The ride attendant at the attraction will assist with loading instructions and check for other eligibility.

People with disabilities must be accompanied by a companion on all rides and attractions.

3. People with disabilities

People with disabilities must be able to transfer from a wheelchair to the ride vehicle. A companion is required to accompany people with disabilities.

4. Amputations

Instructions for people with amputations

One hand or arm amputated below the elbow	Able to ride
Two hands or arms amputated below the elbow	Able to ride
One arm amputated above the elbow	Able to ride
Two arms amputated above the elbow	Able to ride
One foot or leg amputated below the knee	Able to ride
Two feet or legs amputated below the knee	Able to ride
One leg amputated above the knee	Able to ride
Two legs amputated above the knee	Able to ride

5. Prosthesis

Instructions for people with prosthetics

One prosthetic hand	Able to ride
Two prosthetic hands	Able to ride

One prosthetic arm	Able to ride
Two prosthetic arms	Able to ride
One prosthetic foot	Able to ride
Two prosthetic feet	Able to ride
One prosthetic leg	Able to ride
Two prosthetic legs	Able to ride

6. Other

Instructions for people with disabilities including vision or hearing impairments

Hearing impairment – partially deaf	Able to ride
Hearing impairment – fully deaf	Able to ride
Vision impairments – partially sighted	Able to ride
Vision impairments – blind	Able to ride

7. Evacuation procedure for people with disabilities

- Please follow ride attendant instructions in case of evacuation

Rider responsibility

There are inherent risks in the participation in any amusement ride or attraction. Riders have a duty to exercise good judgement and act in a responsible manner while participating on the ride or attraction and must obey all oral and written warnings.